

School of Natural Sciences and Mathematics

Study of $\eta(1475)$ and $X(1835)$ in Radiative J/ψ Decays to $\gamma\varphi$

UT Dallas Author(s):

Xinchou Lou

Rights:

CC BY 4.0 (Attribution)

©2017 The Authors

Citation:

Ablikim, M., M. N. Achasov, S. Ahmed, O. Albayrak, et al. 2018. "Study of $\eta(1475)$ and $X(1835)$ in radiative J/Ψ decays to $\gamma\varphi$." *Physical Review D* 97(5): 051101 1-8.

This document is being made freely available by the Eugene McDermott Library of the University of Texas at Dallas with permission of the copyright owner. All rights are reserved under United States copyright law unless specified otherwise.

Study of $\eta(1475)$ and $X(1835)$ in radiative J/ψ decays to $\gamma\phi$

M. Ablikim,¹ M. N. Achasov,^{9,e} S. Ahmed,¹⁴ O. Albayrak,⁵ M. Albrecht,⁴ M. Alekseev,^{51a,51c} D. J. Ambrose,⁴⁶ A. Amoroso,^{51a,51c} F. F. An,¹ Q. An,^{48,a} J. Z. Bai,¹ O. Bakina,²⁴ R. Baldini Ferroli,^{20a} Y. Ban,³² D. W. Bennett,¹⁹ J. V. Bennett,⁵ N. Berger,²³ M. Bertani,^{20a} D. Bettoni,^{21a} J. M. Bian,⁴⁵ F. Bianchi,^{51a,51c} E. Boger,^{24,c} I. Boyko,²⁴ R. A. Briere,⁵ H. Cai,⁵³ X. Cai,^{1,a} O. Cakir,^{42a} A. Calcaterra,^{20a} G. F. Cao,¹ S. A. Cetin,^{42b} J. Chai,^{51c} J. F. Chang,^{1,a} G. Chelkov,^{24,c,d} G. Chen,¹ H. S. Chen,¹ J. C. Chen,¹ M. L. Chen,^{1,a} P. L. Chen,⁴⁹ S. J. Chen,³⁰ X. R. Chen,²⁷ Y. B. Chen,^{1,a} X. K. Chu,³² G. Cibinetto,^{21a} H. L. Dai,^{1,a} J. P. Dai,³⁵ A. Dbeysi,¹⁴ D. Dedovich,²⁴ Z. Y. Deng,¹ A. Denig,²³ I. Denysenko,²⁴ M. Destefanis,^{51a,51c} F. De Mori,^{51a,51c} Y. Ding,²⁸ C. Dong,³¹ J. Dong,^{1,a} L. Y. Dong,¹ M. Y. Dong,^{1,a} O. Dorjkhaidav,²² Z. L. Dou,³⁰ S. X. Du,⁵⁵ P. F. Duan,¹ J. Fang,^{1,a} S. S. Fang,¹ X. Fang,^{48,a} Y. Fang,¹ R. Farinelli,^{21a,21b} L. Fava,^{51b,51c} S. Fegan,²³ F. Feldbauer,²³ G. Felici,^{20a} C. Q. Feng,^{48,a} E. Fioravanti,^{21a} M. Fritsch,^{14,23} C. D. Fu,¹ Y. G. Gao,⁶ Q. Gao,¹ X. L. Gao,^{48,a} Y. Gao,⁴¹ Z. Gao,^{48,a} I. Garzia,^{21a} K. Goetzen,¹⁰ L. Gong,³¹ W. X. Gong,^{1,a} W. Gradl,²³ M. Greco,^{51a,51c} M. H. Gu,^{1,a} S. Gu,¹⁵ Y. T. Gu,¹² A. Q. Guo,¹ L. B. Guo,²⁹ R. P. Guo,¹ Y. P. Guo,²³ Z. Haddadi,²⁶ A. Hafner,²³ S. Han,⁵³ X. Q. Hao,¹⁵ F. A. Harris,⁴⁴ K. L. He,¹ X. Q. He,⁴⁷ F. H. Heinsius,⁴ T. Held,⁴ Y. K. Heng,^{1,a} T. Holtmann,⁴ Z. L. Hou,¹ C. Hu,²⁹ H. M. Hu,¹ T. Hu,^{1,a} Y. Hu,¹ G. S. Huang,^{48,a} J. S. Huang,¹⁵ X. T. Huang,³⁴ X. Z. Huang,³⁰ Z. L. Huang,²⁸ T. Hussain,⁵⁰ W. Ikegami Andersson,⁵² Q. Ji,¹ Q. P. Ji,¹⁵ X. B. Ji,¹ X. L. Ji,^{1,a} X. S. Jiang,^{1,a} X. Y. Jiang,³¹ J. B. Jiao,³⁴ Z. Jiao,¹⁷ D. P. Jin,^{1,a} S. Jin,¹ T. Johansson,⁵² A. Julin,⁴⁵ N. Kalantar-Nayestanaki,²⁶ X. L. Kang,¹ X. S. Kang,³¹ M. Kavatsyuk,²⁶ B. C. Ke,⁵ Tabassum Khan,^{48,a} P. Kiese,²³ R. Kliemt,¹⁰ B. Kloss,²³ O. B. Kolcu,^{42b,h} B. Kopf,⁴ M. Kornicer,⁴⁴ A. Kupsc,⁵² W. Kühn,²⁵ J. S. Lange,²⁵ M. Lara,¹⁹ P. Larin,¹⁴ L. Lavezzi,^{51c,1} H. Leithoff,²³ C. Leng,^{51c} C. Li,⁵² Cheng Li,^{48,a} D. M. Li,⁵⁵ F. Li,^{1,a} F. Y. Li,³² G. Li,¹ H. B. Li,¹ H. J. Li,¹ J. C. Li,¹ Jin Li,³³ K. Li,¹³ K. Li,³⁴ Lei Li,³ P. L. Li,^{48,a} P. R. Li,^{7,43} Q. Y. Li,³⁴ T. Li,³⁴ W. D. Li,¹ W. G. Li,¹ X. L. Li,³⁴ X. N. Li,^{1,a} X. Q. Li,³¹ Z. B. Li,⁴⁰ H. Liang,^{48,a} Y. F. Liang,³⁷ Y. T. Liang,²⁵ G. R. Liao,¹¹ D. X. Lin,¹⁴ B. Liu,³⁵ B. J. Liu,¹ C. X. Liu,¹ D. Liu,^{48,a} F. H. Liu,³⁶ Fang Liu,¹ Feng Liu,⁶ H. B. Liu,¹² H. H. Liu,¹⁶ H. H. Liu,¹ H. M. Liu,¹ J. B. Liu,^{48,a} J. P. Liu,⁵³ J. Y. Liu,¹ K. Liu,⁴¹ K. Y. Liu,²⁸ Ke Liu,⁶ L. D. Liu,³² P. L. Liu,^{1,a} Q. Liu,⁴³ S. B. Liu,^{48,a} X. Liu,²⁷ Y. B. Liu,³¹ Y. Y. Liu,³¹ Z. A. Liu,^{1,a} Zhigang Liu,²³ H. Loehner,²⁶ Y. F. Long,³² X. C. Lou,^{1,a,g} H. J. Lu,¹⁷ J. G. Lu,^{1,a} Y. Lu,¹ Y. P. Lu,^{1,a} C. L. Luo,²⁹ M. X. Luo,⁵⁴ T. Luo,⁴⁴ X. L. Luo,^{1,a} X. R. Lyu,⁴³ F. C. Ma,²⁸ H. L. Ma,¹ L. L. Ma,³⁴ M. M. Ma,¹ Q. M. Ma,¹ T. Ma,¹ X. N. Ma,³¹ X. Y. Ma,^{1,a} Y. M. Ma,³⁴ F. E. Maas,¹⁴ M. Maggiora,^{51a,51c} Q. A. Malik,⁵⁰ Y. J. Mao,³² Z. P. Mao,¹ S. Marcello,^{51a,51c} J. G. Messchendorp,²⁶ G. Mezzadri,^{21b} J. Min,^{1,a} T. J. Min,¹ R. E. Mitchell,¹⁹ X. H. Mo,^{1,a} Y. J. Mo,⁶ C. Morales Morales,¹⁴ G. Morello,^{20a} N. Yu. Muchnoi,^{9,e} H. Muramatsu,⁴⁵ P. Musiol,⁴ Y. Nefedov,²⁴ F. Nerling,¹⁰ I. B. Nikolaev,^{9,e} Z. Ning,^{1,a} S. Nisar,⁸ S. L. Niu,^{1,a} X. Y. Niu,¹ S. L. Olsen,³³ Q. Ouyang,^{1,a} S. Pacetti,^{20b} Y. Pan,^{48,a} P. Patteri,^{20a} M. Pelizaeus,⁴ J. Pellegrino,^{51a,51c} H. P. Peng,^{48,a} K. Peters,^{10,i} J. Pettersson,⁵² J. L. Ping,²⁹ R. G. Ping,¹ R. Poling,⁴⁵ V. Prasad,^{39,48} H. R. Qi,² M. Qi,⁵⁰ S. Qian,¹ C. F. Qiao,⁴³ J. J. Qin,⁴³ N. Qin,⁵³ X. S. Qin,¹ Z. H. Qin,^{1,a} J. F. Qiu,¹ K. H. Rashid,⁵⁰ C. F. Redmer,²³ M. Ripka,²³ G. Rong,¹ Ch. Rosner,¹⁴ X. D. Ruan,¹² A. Sarantsev,^{24,f} M. Savrié,^{21b} C. Schnier,⁴ K. Schoenning,⁵² W. Shan,³² M. Shao,^{48,a} C. P. Shen,² P. X. Shen,³¹ X. Y. Shen,¹ H. Y. Sheng,¹ J. J. Song,³⁴ X. Y. Song,¹ S. Sosio,^{51a,51c} S. Spataro,^{51a,51c} G. X. Sun,¹ J. F. Sun,¹⁵ S. S. Sun,¹ X. H. Sun,¹ Y. J. Sun,^{48,a} Y. K. Sun,^{48,a} Y. Z. Sun,¹ Z. J. Sun,^{1,a} Z. T. Sun,¹⁹ C. J. Tang,³⁷ X. Tang,¹ I. Tapan,^{42c} E. H. Thorndike,⁴⁶ M. Tiemens,²⁶ Ts Tsednee,²² I. Uman,^{42d} G. S. Varner,⁴⁴ B. Wang,¹ B. L. Wang,⁴³ D. Wang,³² D. Y. Wang,³² Dan Wang,⁴³ K. Wang,^{1,a} L. L. Wang,¹ L. S. Wang,¹ M. Wang,³⁴ P. Wang,¹ P. L. Wang,¹ W. P. Wang,^{48,a} X. F. Wang,⁴¹ Y. D. Wang,¹⁴ Y. F. Wang,^{1,a} Y. Q. Wang,²³ Z. Wang,^{1,a} Z. G. Wang,^{1,a} Z. H. Wang,^{48,a} Z. Y. Wang,¹ Z. Y. Wang,¹ T. Weber,²³ D. H. Wei,¹¹ P. Weidenkaff,²³ S. P. Wen,¹ U. Wiedner,⁴ M. Wolke,⁵² L. H. Wu,¹ L. J. Wu,¹ Z. Wu,^{1,a} L. Xia,^{48,a} Y. Xia,¹⁸ D. Xiao,¹ Y. J. Xiao,¹ Z. J. Xiao,²⁹ Y. G. Xie,^{1,a} Yuehong Xie,⁶ X. A. Xiong,¹ Q. L. Xiu,^{1,a} G. F. Xu,¹ J. J. Xu,¹ L. Xu,¹ Q. J. Xu,¹³ Q. N. Xu,⁴³ X. P. Xu,³⁸ L. Yan,^{51a,51c} W. B. Yan,^{48,a} W. C. Yan,^{48,a} Y. H. Yan,¹⁸ H. J. Yang,^{35,j} H. X. Yang,¹ L. Yang,⁵³ Y. H. Yang,³⁰ Y. X. Yang,¹¹ M. Ye,^{1,a} M. H. Ye,⁷ J. H. Yin,¹ Z. Y. You,⁴⁰ B. X. Yu,^{1,a} C. X. Yu,³¹ J. S. Yu,²⁷ C. Z. Yuan,¹ Y. Yuan,¹ A. Yuncu,^{42b,b} A. A. Zafar,⁵⁰ Y. Zeng,¹⁸ Z. Zeng,^{48,a} B. X. Zhang,¹ B. Y. Zhang,^{1,a} C. C. Zhang,¹ D. H. Zhang,¹ H. H. Zhang,⁴⁰ H. Y. Zhang,^{1,a} J. Zhang,¹ J. L. Zhang,¹ J. Q. Zhang,¹ J. W. Zhang,^{1,a} J. Y. Zhang,¹ J. Z. Zhang,¹ K. Zhang,¹ L. Zhang,⁴¹ S. Q. Zhang,³¹ X. Y. Zhang,³⁴ Y. Zhang,¹ Y. Zhang,¹ Y. H. Zhang,^{1,a} Y. T. Zhang,^{48,a} Yu Zhang,⁴³ Z. H. Zhang,⁶ Z. P. Zhang,⁴⁸ Z. Y. Zhang,⁵³ G. Zhao,¹ J. W. Zhao,^{1,a} J. Y. Zhao,¹ J. Z. Zhao,^{1,a} Lei Zhao,^{48,a} Ling Zhao,¹ M. G. Zhao,³¹ Q. Zhao,¹ S. J. Zhao,⁵⁵ T. C. Zhao,¹ Y. B. Zhao,^{1,a} Z. G. Zhao,^{48,a} A. Zhemchugov,^{24,c} B. Zheng,⁴⁹ J. P. Zheng,^{1,a} W. J. Zheng,³⁴ Y. H. Zheng,⁴³ B. Zhong,²⁹ L. Zhou,^{1,a} X. Zhou,⁵³ X. K. Zhou,^{48,a} X. R. Zhou,^{48,a} X. Y. Zhou,¹ Y. X. Zhou,^{12,a} K. Zhu,¹ K. J. Zhu,^{1,a} S. Zhu,¹ S. H. Zhu,⁴⁷ X. L. Zhu,⁴¹ Y. C. Zhu,^{48,a} Y. S. Zhu,¹ Z. A. Zhu,¹ J. Zhuang,^{1,a} L. Zotti,^{51a,51c} B. S. Zou,¹ and J. H. Zou¹

(BESIII Collaboration)

- ¹*Institute of High Energy Physics, Beijing 100049, People's Republic of China*
²*Beihang University, Beijing 100191, People's Republic of China*
³*Beijing Institute of Petrochemical Technology, Beijing 102617, People's Republic of China*
⁴*Bochum Ruhr-University, D-44780 Bochum, Germany*
⁵*Carnegie Mellon University, Pittsburgh, Pennsylvania 15213, USA*
⁶*Central China Normal University, Wuhan 430079, People's Republic of China*
⁷*China Center of Advanced Science and Technology, Beijing 100190, People's Republic of China*
⁸*COMSATS Institute of Information Technology,
Lahore, Defence Road, Off Raiwind Road, 54000 Lahore, Pakistan*
⁹*G.I. Budker Institute of Nuclear Physics SB RAS (BINP), Novosibirsk 630090, Russia*
¹⁰*GSI Helmholtzcentre for Heavy Ion Research GmbH, D-64291 Darmstadt, Germany*
¹¹*Guangxi Normal University, Guilin 541004, People's Republic of China*
¹²*Guangxi University, Nanning 530004, People's Republic of China*
¹³*Hangzhou Normal University, Hangzhou 310036, People's Republic of China*
¹⁴*Helmholtz Institute Mainz, Johann-Joachim-Becher-Weg 45, D-55099 Mainz, Germany*
¹⁵*Henan Normal University, Xinxiang 453007, People's Republic of China*
¹⁶*Henan University of Science and Technology, Luoyang 471003, People's Republic of China*
¹⁷*Huangshan College, Huangshan 245000, People's Republic of China*
¹⁸*Hunan University, Changsha 410082, People's Republic of China*
¹⁹*Indiana University, Bloomington, Indiana 47405, USA*
^{20a}*INFN Laboratori Nazionali di Frascati, I-00044, Frascati, Italy*
^{20b}*INFN and University of Perugia, I-06100, Perugia, Italy*
^{21a}*INFN Sezione di Ferrara, I-44122, Ferrara, Italy*
^{21b}*University of Ferrara, I-44122, Ferrara, Italy*
²²*Institute of Physics and Technology, Peace Ave. 54B, Ulaanbaatar 13330, Mongolia*
²³*Johannes Gutenberg University of Mainz, Johann-Joachim-Becher-Weg 45, D-55099 Mainz, Germany*
²⁴*Joint Institute for Nuclear Research, 141980 Dubna, Moscow region, Russia*
²⁵*Justus-Liebig-Universitaet Giessen, II. Physikalisches Institut,
Heinrich-Buff-Ring 16, D-35392 Giessen, Germany*
²⁶*KVI-CART, University of Groningen, NL-9747 AA Groningen, Netherlands*
²⁷*Lanzhou University, Lanzhou 730000, People's Republic of China*
²⁸*Liaoning University, Shenyang 110036, People's Republic of China*
²⁹*Nanjing Normal University, Nanjing 210023, People's Republic of China*
³⁰*Nanjing University, Nanjing 210093, People's Republic of China*
³¹*Nankai University, Tianjin 300071, People's Republic of China*
³²*Peking University, Beijing 100871, People's Republic of China*
³³*Seoul National University, Seoul 151-747, Korea*
³⁴*Shandong University, Jinan 250100, People's Republic of China*
³⁵*Shanghai Jiao Tong University, Shanghai 200240, People's Republic of China*
³⁶*Shanxi University, Taiyuan 030006, People's Republic of China*
³⁷*Sichuan University, Chengdu 610064, People's Republic of China*
³⁸*Soochow University, Suzhou 215006, People's Republic of China*
³⁹*State Key Laboratory of Particle Detection and Electronics,
Beijing 100049, Hefei 230026, People's Republic of China*
⁴⁰*Sun Yat-Sen University, Guangzhou 510275, People's Republic of China*
⁴¹*Tsinghua University, Beijing 100084, People's Republic of China*
^{42a}*Ankara University, 06100 Tandogan, Ankara, Turkey*
^{42b}*Istanbul Bilgi University, 34060 Eyup, Istanbul, Turkey*
^{42c}*Uludag University, 16059 Bursa, Turkey*
^{42d}*Near East University, Nicosia, North Cyprus, Mersin 10, Turkey*
⁴³*University of Chinese Academy of Sciences, Beijing 100049, People's Republic of China*
⁴⁴*University of Hawaii, Honolulu, Hawaii 96822, USA*
⁴⁵*University of Minnesota, Minneapolis, Minnesota 55455, USA*
⁴⁶*University of Rochester, Rochester, New York 14627, USA*
⁴⁷*University of Science and Technology Liaoning, Anshan 114051, People's Republic of China*
⁴⁸*University of Science and Technology of China, Hefei 230026, People's Republic of China*
⁴⁹*University of South China, Hengyang 421001, People's Republic of China*
⁵⁰*University of the Punjab, Lahore-54590, Pakistan*
^{51a}*University of Turin, I-10125 Turin, Italy*
^{51b}*University of Eastern Piedmont, I-15121 Alessandria, Italy*

^{51c}*INFN, I-10125, Turin, Italy*⁵²*Uppsala University, Box 516, SE-75120 Uppsala, Sweden*⁵³*Wuhan University, Wuhan 430072, People's Republic of China*⁵⁴*Zhejiang University, Hangzhou 310027, People's Republic of China*⁵⁵*Zhengzhou University, Zhengzhou 450001, People's Republic of China*

(Received 8 January 2018; published 6 March 2018)

The decay $J/\psi \rightarrow \gamma\gamma\phi$ is studied using a sample of 1.31×10^9 J/ψ events collected with the BESIII detector. Two structures around $1475 \text{ MeV}/c^2$ and $1835 \text{ MeV}/c^2$ are observed in the $\gamma\phi$ invariant mass spectrum for the first time. With a fit on the $\gamma\phi$ invariant mass, which takes into account the interference between the two structures, and a simple analysis of the angular distribution, the structure around $1475 \text{ MeV}/c^2$ is found to favor an assignment as the $\eta(1475)$ and the mass and width for the structure around $1835 \text{ MeV}/c^2$ are consistent with the $X(1835)$. The statistical significances of the two structures are 13.5σ and 6.3σ , respectively. The results indicate that both $\eta(1475)$ and $X(1835)$ contain a sizeable $s\bar{s}$ component.

DOI: 10.1103/PhysRevD.97.051101

A puzzling state, the $\eta(1440)$, was first observed in $p\bar{p}$ annihilation at rest into $\eta(1440)\pi^+\pi^-$ ($\eta(1440) \rightarrow K\bar{K}\pi$) [1], and later in J/ψ radiative decays to $K\bar{K}\pi$ [2], $\gamma\rho$ [3] and $f_0(980)\pi^0$ [4]. Further studies by different experiments reported evidence for the existence of two pseudoscalar mesons in this region, the $\eta(1405)$ and the $\eta(1475)$ [5]. After about 50 years since the first observation of $\eta(1440)$, its structure is still an open question. According to theoretical predictions, the $\eta(1475)$ could be interpreted as the first radial excitation of the η' while the $\eta(1405)$ is an excellent candidate for a 0^{-+} glueball in the fluxtube model [6] (though this assignment of the $\eta(1405)$ is not favored by lattice gauge theories, which predict that the 0^{-+} glueball should be above $2 \text{ GeV}/c^2$ [7,8]). However, the existence

of two pseudoscalar mesons in this region remains controversial. The spectrum could consist of a single state, the $\eta(1440)$, that splits due to nodes in the decay amplitudes, with the $\eta(1440)$ being the SU(3) flavor partner of the $\eta(1295)$ [9–11]. Under the one-state assumption, the partial width relationship between its $\gamma\rho$ and $\gamma\phi$ decay modes is predicted to be $\Gamma_{\gamma\rho}:\Gamma_{\gamma\phi} \simeq 3.8:1$ [10].

The $X(1835)$ was first observed by the BESII experiment in the $\pi\pi\eta'$ [12] invariant mass spectrum and was recently confirmed with higher statistical significance by the BESIII collaboration [13]. It was also observed in the $K_S^0 K_S^0 \eta$ invariant mass spectrum by BESIII [14]. Furthermore, a recent BESIII result observes an anomalous line shape of the $X(1835)$ near the $p\bar{p}$ threshold in the decay $J/\psi \rightarrow \gamma\pi^+\pi^-\eta'$ [15]. The Belle collaboration reported an upper limit on the product $\Gamma_{\gamma\gamma} B(X \rightarrow \pi^+\pi^-\eta')$ for the $X(1835)$ at the 90% confidence level as $35.6(83) \text{ eV}/c^2$, assuming constructive (destructive) interference between the $X(1835)$ and the $\eta(1475)$ [16]. As a state with $J^{PC} = 0^{-+}$, the nature of the $X(1835)$ is still an open question, though a number of theoretical interpretations have been proposed, including an $N\bar{N}$ bound state [17], baryonium with a sizable gluon content [18], a pseudoscalar glueball [19], a radial excitation of the η' [20,21], and an η_c -glueball mixture [19]. So far, none of these interpretations have been ruled out or confirmed.

Since radiative decays like $J/\psi \rightarrow \gamma X$, where $X \rightarrow \gamma V$ with $V = \rho$ or ϕ , do not change the flavor structure of the intermediate states, the final-state vector mesons V act as a flavor filter, helping to understand the flavor contents of the intermediate states X [22]. In this paper, we present an analysis of the decay $J/\psi \rightarrow \gamma\gamma\phi$, where the ϕ meson is reconstructed in the K^+K^- final state, based on a sample of 1.31×10^9 J/ψ events [23] collected with the BESIII detector [24]. A GEANT4-based [25] Monte Carlo (MC) simulation software package is used to optimize the event selection criteria, estimate backgrounds and determine the detection efficiencies.

^aAlso at State Key Laboratory of Particle Detection and Electronics, Beijing 100049, Hefei 230026, People's Republic of China.

^bAlso at Bogazici University, 34342 Istanbul, Turkey.

^cAlso at the Moscow Institute of Physics and Technology, Moscow 141700, Russia.

^dAlso at the Functional Electronics Laboratory, Tomsk State University, Tomsk, 634050, Russia.

^eAlso at the Novosibirsk State University, Novosibirsk, 630090, Russia.

^fAlso at the NRC ‘‘Kurchatov Institute,’’ PNPI, 188300, Gatchina, Russia.

^gAlso at University of Texas at Dallas, Richardson, Texas 75083, USA.

^hAlso at Istanbul Arel University, 34295 Istanbul, Turkey.

ⁱAlso at Goethe University Frankfurt, 60323 Frankfurt am Main, Germany.

^jAlso at Institute of Nuclear and Particle Physics, Shanghai Key Laboratory for Particle Physics and Cosmology, Shanghai 200240, People's Republic of China.

Published by the American Physical Society under the terms of the Creative Commons Attribution 4.0 International license. Further distribution of this work must maintain attribution to the author(s) and the published article's title, journal citation, and DOI. Funded by SCOAP³.

Charged tracks that have a polar angle $|\cos\theta| < 0.93$ and that pass within ± 10 cm of the interaction point along the beam direction and within 1 cm in the plane perpendicular to the beam are accepted. The combined information from specific energy loss (dE/dx) measurements in the MDC and the flight time measured in the TOF is used to form particle identification (PID) confidence levels for the π , K and p hypotheses. Each track is assigned the particle type corresponding to the highest confidence level. Photon candidates are required to have an energy deposition above 25 MeV in the barrel EMC ($|\cos\theta| < 0.80$) or 50 MeV in the endcap EMC ($0.86 < |\cos\theta| < 0.92$). To exclude showers from charged particles, the angle between the shower direction and the charged tracks extrapolated to the EMC must be greater than 10 degrees. A requirement on the EMC timing ($0 \leq t \leq 700$ ns) is used to suppress electronic noise and energy deposits unrelated to the event of interest.

For the decay $J/\psi \rightarrow \gamma\gamma\phi$ ($\phi \rightarrow K^+K^-$), candidate events are required to have two oppositely charged tracks identified as kaons and at least two photons. A kinematic fit constraining the total four-momentum to the initial J/ψ four-momentum (4C-fit) is performed under the final state hypothesis $\gamma\gamma K^+K^-$. In candidate events with more than two photon candidates, the combination with the minimum chi-square from the kinematic fit χ_{4C}^2 is retained. Only events with $\chi_{4C}^2 < 40$ are accepted. To reject possible backgrounds with three or four photons in the final state, similar 4C kinematic fits are performed under the background hypotheses $J/\psi \rightarrow \gamma\gamma\gamma K^+K^-$ and $J/\psi \rightarrow \gamma\gamma\gamma\gamma K^+K^-$. The events with a χ_{4C}^2 value for the signal hypothesis larger than any of those for the background hypotheses are discarded. After applying the above selection criteria, the distribution of the K^+K^- invariant mass $M(K^+K^-)$ versus the $\gamma\gamma$ invariant mass $M(\gamma\gamma)$ of surviving candidate events is shown in Fig. 1(a). A clear horizontal band, representing the ϕ from the signal decay $J/\psi \rightarrow \gamma\gamma\phi$, is observed. There are also three vertical bands representing the two-photon decays of π^0 , η and η' , which are from the backgrounds of $J/\psi \rightarrow K^+K^-\pi^0$, $K^+K^-\eta$ and $K^+K^-\eta'$, respectively. The projections of $M(\gamma\gamma)$ for the events in the ϕ signal region defined as $|M(K^+K^-) - m(\phi)| < 0.010$ GeV/ c^2 and in the ϕ sideband region defined as $0.020 < |M(K^+K^-) -$

$m(\phi)| < 0.030$ GeV/ c^2 are shown in Fig. 1(b), individually, where $m(\phi)$ is the world average value for the mass of the ϕ meson [5]. The much more prominent η and η' signals observed in the ϕ signal region come from the background processes $J/\psi \rightarrow \phi\eta$ and $\phi\eta'$, respectively. The Dalitz plot of $M^2(\gamma_{\text{low}}K^+K^-)$ versus $M^2(\gamma_{\text{high}}K^+K^-)$ for the events in the ϕ signal region is shown in Fig. 1(c), where γ_{low} and γ_{high} are the photons with low and high energy, respectively. Beside the expected diagonal bands for the π^0 , η and η' signals, there is a horizontal band with $M(\gamma_{\text{low}}K^+K^-)$ around 1.47 GeV/ c^2 that is of particular interest. To further suppress the backgrounds discussed above, the requirements on the $M(\gamma\gamma)$ distribution, $|M(\gamma\gamma) - m(\pi^0)| > 0.03$ GeV/ c^2 , $M(\gamma\gamma) < 0.50$ GeV/ c^2 or $M(\gamma\gamma) > 0.58$ GeV/ c^2 and $|M(\gamma\gamma) - m(\eta')| > 0.03$ GeV/ c^2 , are applied, where $m(\pi^0)$ and $m(\eta')$ are the nominal masses of the π^0 and η' mesons [5], respectively. By applying this additional requirement, the above backgrounds are reduced to negligible levels.

After applying all of above selection criteria, the $M(K^+K^-)$ distribution is shown in Fig. 2(a), in which an obvious ϕ signal is visible. The distributions of the γK^+K^- invariant mass, $M(\gamma K^+K^-)$, two entries per event, for the event candidates in the ϕ signal and sideband regions are shown in Fig. 2(b), where two structures near 1.47 and 1.83 GeV/ c^2 are clearly seen in both the ϕ signal and sideband regions, individually. Possible backgrounds are studied with a MC sample containing 1.2×10^9 inclusive J/ψ decays, where the decays with known branching fractions are generated by EVTGEN [26] and the remaining J/ψ decays are generated according to the LUNDCHARM [27] model. The background without the ϕ meson in the final state, which is denoted as non- ϕ background hereafter and can be represented with the candidate events in the ϕ sideband region, is dominated with the decay of $J/\psi \rightarrow \gamma K^+K^-\pi^0$, where the π^0 decays asymmetrically with a low energy photon undetected. The structure around the 1.47 GeV/ c^2 in the ϕ sideband region is originated from the J/ψ radiative decay to $\eta(1405)/\eta(1475)$ and $f_1(1420)$ with subsequently decaying to $\pi^0 K^+K^-$. The background with the ϕ meson in the final state, denoted as ϕ background hereafter, is dominated by the decay of $J/\psi \rightarrow \phi\pi^0\pi^0$, with two π^0

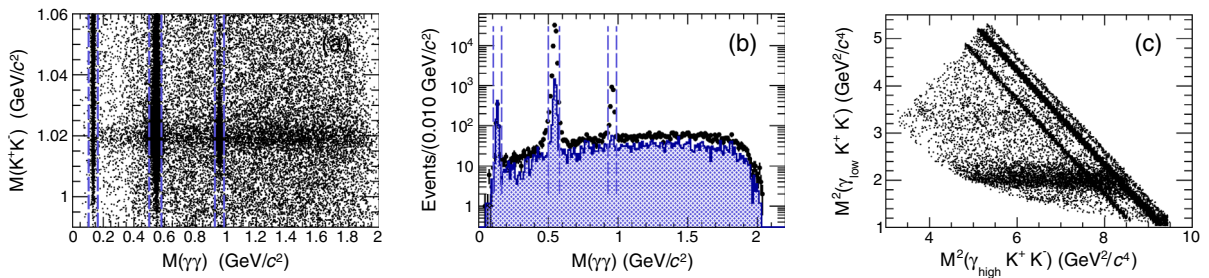


FIG. 1. (a) Scatter plot of $M(K^+K^-)$ versus $M(\gamma\gamma)$. (b) Projections of $M(\gamma\gamma)$ for the events in the ϕ signal region (dots with error bar) and sideband regions (histogram). (c) Dalitz plot of $M^2(\gamma_{\text{low}}K^+K^-)$ versus $M^2(\gamma_{\text{high}}K^+K^-)$.

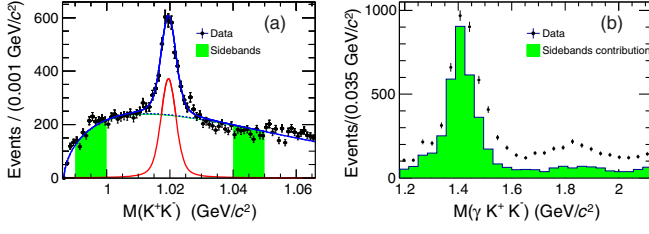


FIG. 2. (a) Distribution of $M(K^+K^-)$. The non- ϕ background distribution is shown with the shaded histogram. (b) The $M(\gamma K^+K^-)$ distribution for candidate events in the ϕ signal region (dots with error bars) and ϕ sideband region (shaded histogram).

decaying asymmetrically. The study based on a dedicated MC sample, simulated according to the amplitude of $J/\psi \rightarrow \phi\pi\pi$ in Ref. [28], indicates that no prominent structure appears on the $M(\gamma K^+K^-)$ distribution, though abundant structures, e.g. $f_0(1500)$ and $f_0(1710)$, are on the $\pi^0\pi^0$ invariant mass distribution.

To determine the signal yields for $J/\psi \rightarrow \gamma\gamma\phi$, we perform maximum-likelihood fits to the $M(K^+K^-)$ distribution in bins of $M(\gamma K^+K^-)$, called in the following the “bin-by-bin fit,” where two combinations of γK^+K^- are considered per event. In the fit, the ϕ signal is described by the MC simulated shape convolved with a Gaussian function to take into account the difference of the resolutions between the data and MC simulation. An ARGUS function [29] is used to model the non- ϕ backgrounds. Interference effects between the non- ϕ background and the ϕ signal are not considered. The signal yields as a function of the $\gamma\phi$ invariant mass $M(\gamma\phi)$ are shown in Fig. 3. Except for the two prominent structures around 1.47 and 1.83 GeV/c^2 , there is small bump around 1.3 GeV/c^2 , which is assumed to be the $f_1(1285)$ due to the small statistics.

A binned least- χ^2 fit to the obtained $M(\gamma\phi)$ distribution is performed, in which the contribution of three resonant structures and the background from $J/\psi \rightarrow \phi\pi^0\pi^0$ are included. The direct double radiative decay $J/\psi \rightarrow \gamma\gamma\phi$

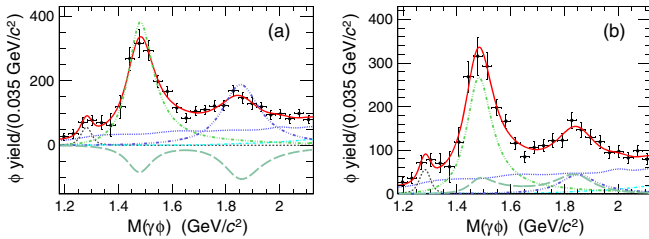


FIG. 3. Fits to the $M_{\gamma\phi}$ distributions (two combinations per event) for the case of (a) constructive and (b) destructive interference. The dots with error bars are the data. The (red) solid, (green) dashed double-dotted (cyan), dashed triple-dotted, (black) dashed, (blue) dotted and long-dashed lines are the fit results, the structures around 1.47, 1.83 GeV/c^2 , $f_1(1285)$ backgrounds and interference contributions, respectively.

is expected to be very small, and is expected from MC studies to show a similar $M(\gamma\phi)$ distribution as that of background $J/\psi \rightarrow \phi\pi^0\pi^0$; these two background contributions cannot be distinguished. Thus, the direct double radiative decay $J/\psi \rightarrow \gamma\gamma\phi$ is not explicitly considered. In the fit, the resonant structure is described by a Breit-Wigner function,

$$BW_R(s) = \frac{1}{m_R^2 - s - i\Gamma_R m_R}, \quad (1)$$

where s denotes the square of $M(\gamma\phi)$. The amplitudes for the $f_1(1285)$ and the two structures around 1.47 and 1.83 GeV/c^2 are denoted as BW_0 , BW_1 and BW_2 hereafter, respectively. The overall probability density function (PDF) for the three resonant structures incorporating the effects of mass resolution $G(m_0, \sigma(s))$ and detection efficiency $\varepsilon(s)$ obtained by the MC simulation is

$$\begin{aligned} BW_{\text{total}} &= (BW_0^2(s) + |A_1 \times BW_1(s) \\ &\quad + A_2 \times BW_2(s) \times e^{i\varphi}|^2) \\ &\quad \otimes G(m_0, \sigma(s)) \times \varepsilon(s), \end{aligned} \quad (2)$$

where the interference between BW_1 and BW_2 with a relative phase φ is taken into account, and the interference between BW_0 and BW_1 (BW_2) is not considered due to the low statistics of $f_1(1285)$. In Eq. (2), A_1 and A_2 are the corresponding strengths relative to $f_1(1285)$ and are determined in the fit. In the fit, the mass and width of $f_1(1285)$ are fixed to the world average values [5], while the masses and widths of BW_1 and BW_2 are free parameters. The shape of the background $J/\psi \rightarrow \phi\pi^0\pi^0$ is modeled using the distribution obtained from a dedicated MC sample. Since two entries of $M(\gamma K^+K^-)$ per event are implemented in the ϕ signal extraction, a fraction of events have the invariant mass of ϕ and γ originated from the J/ψ radiative decays within the fit range of the $M(\gamma\phi)$ spectrum. Thus, in the fit on the $M(\gamma\phi)$ distribution, a corresponding term is also included in the fit by taking the shapes from the signal MC simulation and constraining the amplitude according to the yields of three resonances.

Under different assumptions for the interference, two solutions with equal fit quality are found in the fit. The resultant fit curves are shown in Figs. 3(a) and 3(b), respectively. The statistical significance of each resonance is determined by the changes of χ^2 and degrees of freedom (d.o.f.) obtained from the fits with and without the corresponding amplitude of interest included; they are found to be 13.5σ and 6.3σ for the structures around 1.47 and 1.83 GeV/c^2 , respectively. The relative phase between the two structures is $273.3^\circ \pm 37.8^\circ$ for the case of constructive interference (solution I) and $118.6^\circ \pm 12.0^\circ$ for the case of destructive interference (solution II). The signal yields for the $f_1(1285)$ and the other two resonances

around 1.47 and 1.83 GeV/ c^2 are determined to be 97 ± 31 , 1327 ± 173 and 305 ± 61 for solution I, and 97 ± 31 , 1955 ± 285 and 1394 ± 343 for solution II, respectively. The mass and width for the resonance around 1.47 GeV/ c^2 are determined to be 1477 ± 7 MeV/ c^2 and 118 ± 22 MeV, respectively, which are consistent with those of the $\eta(1475)$ taken from PDG [5]. For the resonance around 1.83 GeV/ c^2 , the obtained mass and width are 1839 ± 26 MeV/ c^2 and 175 ± 57 MeV, respectively, which are consistent with the measurements of the $X(1835)$ [14,15].

The polar angle distribution of the radiative photon in the J/ψ rest system, $\cos \theta_\gamma$, is used to investigate the spin-parity J^{PC} of the two new observed resonances. The full $\cos \theta_\gamma$ range of $[-1, 1]$ is divided into 19 and 16 bins for the candidate events within $1.4 < M(\gamma K^+ K^-) < 1.6$ GeV/ c^2 and $1.75 < M(\gamma K^+ K^-) < 1.90$ GeV/ c^2 , respectively. The signal yield in each $\cos \theta_\gamma$ bin is determined by a fit to the $M(K^+ K^-)$ spectrum as described above. The obtained $\cos \theta_\gamma$ distributions corrected for detection efficiency are shown in Fig. 4. For J/ψ radiative decays to a pseudoscalar meson, $\cos \theta_\gamma$ is distributed according to $(1 + \alpha \cdot \cos^2 \theta_\gamma)$ with $\alpha = 1$. Three least- χ^2 fits are carried out on the $\cos \theta_\gamma$ distributions under the assumptions of $\alpha = -1, 0$, and 1, respectively. As shown in Fig. 4, the resulting $\chi^2/\text{d.o.f}$ for the resonance around 1.47 GeV/ c^2 are 152.0/18, 32.5/18 and 13.8/18 for $\alpha = -1, 0$ and 1, respectively, which favor $\alpha = 1$ and a $J^{PC} = 0^{-+}$ assignment for this structure corresponding to $\eta(1475)$. For the resonance around 1.83 GeV/ c^2 , the resulting $\chi^2/\text{d.o.f}$ are 55.8/15, 15.1/15, and 7.2/15 for $\alpha = -1, 0$ and 1, respectively, which favors $\alpha = 1$ and an assignment of $J^{PC} = 0^{-+}$ for the $X(1835)$ assumption.

Alternative fits are performed that include an additional $f_1(1420)$ or $\eta(1760)$ with mass and width fixed to the PDG values [5]. They result in a statistical significance of less than 1.0σ for $f_1(1420)$ and $\eta(1760)$, respectively. The statistical significance of the mass difference for the resonance around 1.47 GeV/ c^2 between the fit result and the world average value of the $\eta(1475)$ [5] is calculated as $\chi_{\text{fix}}^2 - \chi_{\text{free}}^2 = 0.01$ corresponding to less than 0.1σ . Here,

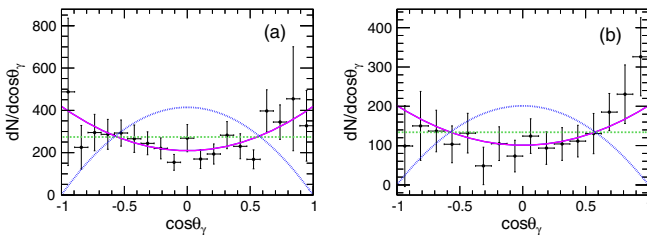


FIG. 4. Fits to the efficiency-corrected $\cos \theta_\gamma$ distributions for (a) $1.4 < M(\gamma K^+ K^-) < 1.6$ GeV/ c^2 and (b) $1.75 < M(\gamma K^+ K^-) < 1.90$ GeV/ c^2 . The dots with error bars represent data. The solid (pink), dashed (green) and dotted (blue) lines correspond to the hypotheses $\alpha = 1, 0$ and -1 , respectively.

χ_{fix}^2 and χ_{free}^2 are the chi-squared values of the fits with the mass fixed at the world average value of the $\eta(1475)$ and left free, respectively. The statistical significance of the mass difference between the fit result and the world average value of the $\eta(1405)$ [5] is 5.8σ . The statistical significances of mass difference for the resonance around 1.83 GeV/ c^2 between the fit result and those in Refs. [13,15] are both less than 1.0σ .

The branching fractions of $J/\psi \rightarrow \gamma X \rightarrow \gamma\gamma\phi$ are calculated as

$$B(J/\psi \rightarrow \gamma X \rightarrow \gamma\gamma\phi) = \frac{N_{\text{obs}}}{N_{J/\psi} \epsilon B(\phi \rightarrow K^+ K^-)}, \quad (3)$$

where X is $\eta(1475)$ or $X(1835)$, N_{obs} is the number of observed signal events determined from the fit to the $M(\gamma\phi)$ spectrum, $N_{J/\psi}$ is the total number of J/ψ events and ϵ is the MC-determined detection efficiency all of which take into account the angular distribution. $B(\phi \rightarrow K^+ K^-)$ is the branching fraction of $\phi \rightarrow K^+ K^-$ quoted from the PDG [5].

The systematic uncertainties associated with the fit procedure arise from the fit range, signal shape and the nonresonant background contribution. The uncertainty from the ϕ signal extraction is estimated by changing the ϕ fit regions in each $M(\gamma K^+ K^-)$ bin. The difference in the $\gamma\phi$ distributions is considered to be the systematic uncertainty. In the nominal fit, the shapes of the $\eta(1475)$ and $X(1835)$ are described by Eq. (1). To estimate the uncertainties associated with the signal shape, we perform an alternate fit by replacing the signal shapes with s -dependent Breit-Wigner functions. To estimate the uncertainties associated with the constraint, another fit without the constraint is performed, the difference between the two fits is considered to be the systematic uncertainty. The bin size is changed from 35.00 to 33.75 and 36.35 MeV/ c^2 and the maximum difference between the signal yields and the nominal values is taken as the systematic uncertainty. To estimate the uncertainties associated with the ϕ background, the directly double radiative decay $J/\psi \rightarrow \gamma\gamma\phi$ is considered with a MC simulated shape.

The systematic uncertainties on the branching fraction measurements are also subject to the uncertainties in the total number of J/ψ [23] events, the relevant branching fraction $B(\phi \rightarrow K^+ K^-)$ from the PDG [5], kaon tracking, kaon PID, photon detection, the kinematic fit and the vetoes of π^0 , η and η' . The systematic uncertainties associated with the $5C$ kinematic fit are studied with the track helix parameter correction method, as described in Ref. [30]. To estimate the uncertainties associated with the vetoes of π^0 , η and η' , the Gaussian functions are used to smear the $\phi\pi^0$, $\phi\eta$ and $\phi\eta'$ MC simulated shapes to get a better consistent with data. The signals are smeared with the same parameters, and the difference between the smeared and unsmeared efficiencies are considered to be the systematic uncertainties.

TABLE I. Mass, width, and $B(J/\psi \rightarrow \gamma X \rightarrow \gamma\gamma\phi)$ of each component in the two solutions (I) and (II). The first uncertainties are statistical and the second ones are systematic.

Solution	Resonance	m_R (MeV/ c^2)	Γ (MeV)	B (10^{-6})
I	$\eta(1475)$	$1477 \pm 7 \pm 13$	$118 \pm 22 \pm 17$	$7.03 \pm 0.92 \pm 0.91$
	$X(1835)$	$1839 \pm 26 \pm 26$	$175 \pm 57 \pm 25$	$1.77 \pm 0.35 \pm 0.25$
II	$\eta(1475)$	$1477 \pm 7 \pm 13$	$118 \pm 22 \pm 17$	$10.36 \pm 1.51 \pm 1.54$
	$X(1835)$	$1839 \pm 26 \pm 26$	$175 \pm 57 \pm 25$	$8.09 \pm 1.99 \pm 1.36$

Assuming all sources to be independent, the total systematic uncertainties on the product branching fractions of the $\eta(1475)$ and $X(1835)$ are determined by combining all the individual ones in quadrature. The total systematic uncertainty on the product branching fraction of the $\eta(1475)$ is determined to be 12.9% and 14.9% for solution I and solution II, respectively. And it is determined to be 14.2% and 16.8% for the two solutions of $X(1835)$. The systematic uncertainties on the mass and width of the $\eta(1475)$ and $X(1835)$ are estimated with a similar method.

Table I lists the measured results. The first uncertainties are statistical, and the second are systematic. Since both combinations of $\gamma\phi$ are considered for each event without accounting for the associated statistical correlations, the uncertainties may be overestimated. Although the significance of $f_1(1285) \rightarrow \gamma\phi$ is less than 5σ , the systematic uncertainty on its branching fraction is also estimated, and the result is shown in Table I.

In summary, based on a sample of 1.31×10^9 J/ψ events collected with the BESIII detector, we perform an analysis of the decay $J/\psi \rightarrow \gamma\gamma\phi$. Two structures around 1.47 and 1.85 GeV/ c^2 are observed in the $\gamma\phi$ invariant mass. A fit on the $\gamma\phi$ invariant mass yields the resonant parameters and the decay branching fraction for the new observed structures as summarized in Table I, and have statistical significances of 13.5σ and 6.3σ for the structures around 1.47 and 1.85 GeV/ c^2 , respectively. A fit on the polar angle distribution of the radiative photon favor $J^{PC} = 0^{-+}$ assignment for the two resonances. The obtained mass, width and J^{PC} supports the two new observed resonances are $\eta(1475)$ and $X(1835)$, respectively, and this is for the first time we observed $\eta(1475)$ and $X(1835)$ decaying into $\gamma\phi$ final states.

The partial width ratio of $(\Gamma_{\eta(1405/1475) \rightarrow \gamma\rho} : \Gamma_{\eta(1405/1475) \rightarrow \gamma\phi})$ is calculated to be $(11.10 \pm 3.50) : 1$ for the case of destructive interference and $(7.53 \pm 2.49) : 1$ for constructive interference, where the branching fraction of $J/\psi \rightarrow \gamma\eta(1405/1475) \rightarrow \gamma\gamma\rho$ is taken from the BES measurement [3]. The ratio is slightly larger than the prediction of 3.8 : 1 in Ref. [10] for the case of a single pseudoscalar state. On the other hand, if the $\eta(1405)$ and the $\eta(1475)$ are different states, the observation of the $\eta(1475)$ decaying into $\gamma\phi$ final state suggests that the $\eta(1475)$ contains a sizable $s\bar{s}$ component and, if so, should be the radial excitation of the η' [6]. The observation

of the $X(1835)$ decaying into $\gamma\phi$ final state indicates that this resonance also contains a sizable $s\bar{s}$ component [21]. It seems therefore unlikely to be a pure $N\bar{N}$ bound state.

ACKNOWLEDGMENTS

We extend our special thanks to J. J. Wu of the Special Research Centre for the Subatomic Structure of Matter (CSSM) for many helpful discussions. The BESIII collaboration thanks the staff of BEPCII and the IHEP computing center for their strong support. This work is supported in part by the National Key Basic Research Program of China under Contract No. 2015CB856700; National Natural Science Foundation of China (NSFC) under Contracts No. 11235011, No. 11322544, No. 11335008, No. 11425524, No. 11675183, No. 11175188, No. 11735014; the Chinese Academy of Sciences (CAS) Large-Scale Scientific Facility Program; the CAS Center for Excellence in Particle Physics (CCEPP); the Collaborative Innovation Center for Particles and Interactions (CICPI); Joint Large-Scale Scientific Facility Funds of the NSFC and CAS under Contracts No. U1232201 and No. U1332201; CAS under Contracts No. KJCX2-YW-N29 and No. KJCX2-YW-N45; 100 Talents Program of CAS; National 1000 Talents Program of China; INPAC and Shanghai Key Laboratory for Particle Physics and Cosmology; German Research Foundation DFG under Contracts No. Collaborative Research Center CRC 1044 and FOR 2359; Istituto Nazionale di Fisica Nucleare, Italy; Joint Large-Scale Scientific Facility Funds of the NSFC and CAS under Contract No. U1532257; Joint Large-Scale Scientific Facility Funds of the NSFC and CAS under Contract No. U1532258; Koninklijke Nederlandse Akademie van Wetenschappen (KNAW) under Contract No. 530-4CDP03; Ministry of Development of Turkey under Contract No. DPT2006K-120470; National Science and Technology fund; NSFC under Contract No. 11275266; The Swedish Research Council; U.S. Department of Energy under Contracts No. DE-FG02-05ER41374, No. DE-SC-0010118, No. DE-SC-0010504, No. DE-SC-0012069; U.S. National Science Foundation; University of Groningen (RuG) and the Helmholtzzentrum fuer Schwerionenforschung GmbH (GSI), Darmstadt; WCU Program of National Research Foundation of Korea under Contract No. R32-2008-000-10155-0.

- [1] P. H. Baillon *et al.*, *Nuovo Cimento A* **50**, 393 (1967).
- [2] D. L. Scharre *et al.*, *Phys. Lett.* **97B**, 329 (1980).
- [3] J. Z. Bai *et al.* (BES Collaboration), *Phys. Lett. B* **594**, 47 (2004).
- [4] M. Ablikim *et al.* (BESIII Collaboration), *Phys. Rev. Lett.* **108**, 182001 (2012).
- [5] C. Patrignani *et al.* (Particle Data Group), *Chin. Phys.* **C40**, 100001 (2016).
- [6] L. Faddeev, A. J. Niemi, and U. Wiedner, *Phys. Rev. D* **70**, 114033 (2004).
- [7] G. S. Bali, K. Schilling, A. Hulsebos, A. C. Irving, C. Michael, and P. W. Stephenson (UKQCD Collaboration), *Phys. Lett. B* **309**, 378 (1993).
- [8] C. J. Morningstar and M. Peardon, *Phys. Rev. D* **60**, 034509 (1999).
- [9] E. Klempt and A. Zaitsev, *Phys. Rep.* **454**, 1 (2007).
- [10] X. G. Wu, J. J. Wu, Q. Zhao, and B. S. Zou, *Phys. Rev. D* **87**, 014023 (2013).
- [11] J. J. Wu, X. H. Liu, Q. Zhao, and B. S. Zou, *Phys. Rev. Lett.* **108**, 081803 (2012).
- [12] M. Ablikim *et al.* (BES Collaboration), *Phys. Rev. Lett.* **95**, 262001 (2005).
- [13] M. Ablikim *et al.* (BESIII Collaboration), *Phys. Rev. Lett.* **106**, 072002 (2011).
- [14] M. Ablikim *et al.* (BESIII Collaboration), *Phys. Rev. Lett.* **115**, 091803 (2015).
- [15] M. Ablikim *et al.* (BESIII Collaboration), *Phys. Rev. Lett.* **117**, 042002 (2016).
- [16] C. C. Zhang *et al.* (Belle Collaboration), *Phys. Rev. D* **86**, 052002 (2012).
- [17] B. Loiseau and S. Wycech, *Phys. Rev. C* **72**, 011001 (2005).
- [18] G. J. Ding, R. G. Ping, and M. L. Yan, *Eur. Phys. J. A* **28**, 351 (2006).
- [19] N. Kochelev and D. P. Min, *Phys. Rev. D* **72**, 097502 (2005).
- [20] J. S. Yu, Z. F. Sun, X. Liu, and Q. Zhao, *Phys. Rev. D* **83**, 114007 (2011).
- [21] T. Huang and S. L. Zhu, *Phys. Rev. D* **73**, 014023 (2006).
- [22] V. Crede and C. A. Meyer, *Prog. Part. Nucl. Phys.* **63**, 74 (2009).
- [23] M. Ablikim *et al.* (BESIII Collaboration), *Chin. J. Phys.* **C41**, 013001 (2017).
- [24] M. Ablikim *et al.* (BESIII Collaboration), *Nucl. Instrum. Methods Phys. Res., Sect. A* **614**, 345 (2010).
- [25] S. Agostinelli *et al.* (GEANT4 Collaboration), *Nucl. Instrum. Methods Phys. Res., Sect. A* **506**, 250 (2003).
- [26] D. J. Lange, *Nucl. Instrum. Methods Phys. Res., Sect. A* **462**, 152 (2001); R. G. Ping, *Chin. Phys.* **C32**, 599 (2008).
- [27] J. C. Chen, G. S. Huang, X. R. Qi, D. H. Zhang, and Y. S. Zhu, *Phys. Rev. D* **62**, 034003 (2000).
- [28] M. Ablikim *et al.* (BES Collaboration), *Phys. Lett. B* **607**, 243 (2005).
- [29] H. Albrecht *et al.* (ARGUS Collaboration), *Phys. Lett. B* **241**, 278 (1990).
- [30] M. Ablikim *et al.* (BESIII Collaboration), *Phys. Rev. D* **87**, 012002 (2013).